



 Product Center



 TikTok



 Wechat Contact

Decarb & Infuse Elevate Your Edibles

XINHONG GROUP LIMITED

Factory Address: Baijin Industrial Zone, Baizhang Town, Minqing County, Fuzhou City, Fujian Province, China
Office Address: 923-932#, 9/F., La Cite Block 40, No. 1-1 High-tech Avenue, High-tech Zone, Fuzhou City, Fujian Province, China
Phone: 86-0591-83952222
Fax: 86-0591-83805930
Website: www.xheatpress.com/rosin-presses
Email: sales@xheatpress.com



XINHONG GROUP LIMITED



***Decarboxylator & Oil Infuser & Accessories
Featured Supplier.***



ABOUT US

Xinhong Group reorganized and expanded business in 2011, and has acquired quality management system certification of ISO9001, ISO14000, OHSAS18001 and CE product labels.

- Engaged in R&D of solventless rosin press extractors since 2014.
- Continue to innovate in decarboxylator & oil infusers since 2019.
- More projects & innovations coming.....



Xinhong Capability



CONTENTS

- Technical Parameters02
- Activate & Infuse Summary03
- TH01 Highlights05
- Components06
- Indicators.....07
- Setting Control Panel.....08
- Accessories10

USAGE TIPS:

1. Don't put the whole Infuser in water when cleaning.
2. The inner pot should be dried when not in use to keep the Infuser clean.
3. Please keep children away from the Infuser.
4. Please ensure the power outlet is correct before using the Infuser.
5. Be cautions, burns can be occur when contact with hot surface.
6. Turn the infuser off when not in use and remove the plug.



▼ Technical Parameter

Model NO.	TH01
Product Name	Decarboxylator & Oil Infuser
Voltage	110V/220V
Power	200W
Controller	Smart Controller
Temp. Difference	±1°C
Activate Temp.	110/113/116/119/122°C
Infuse Temp.	20~100°C
Pot Coating	Teflon Coating (FDA)
Pot Capacity	300~700ml
Filter	Filter pot made by SUS304
Blender Motor	80 rad/min
Blender	Silicon (FDA)
Washing	By Dishwasher
Dimension (L*W*H)	20.5*25.3*20.3cm
Packaging (L*W*H)	28*36*34cm
Gross Weight	4.5kg /10lbs
Certificate	CE (EMC, MD, Rohs),FDA,FCC



Decarboxylator & Oil Infuser (Model: TH01) is an absolute must-have for the wellness-minded infuser. It's a well designed kitchen appliance that Heat-activated or Decarb Cannabinoids from flowers, Terpenes and to be herb-infused Butter, Oil, Honeys and more. No matter your herb of choice, TH01 removes the guesswork and the mess-work, all at the push of a Controller. With intelligent time and temperature controls, just set it and forget it. For baked goods, sweets, gummies, dressings, salves, sauces, you can enjoy it by Cooking, Baking and more.

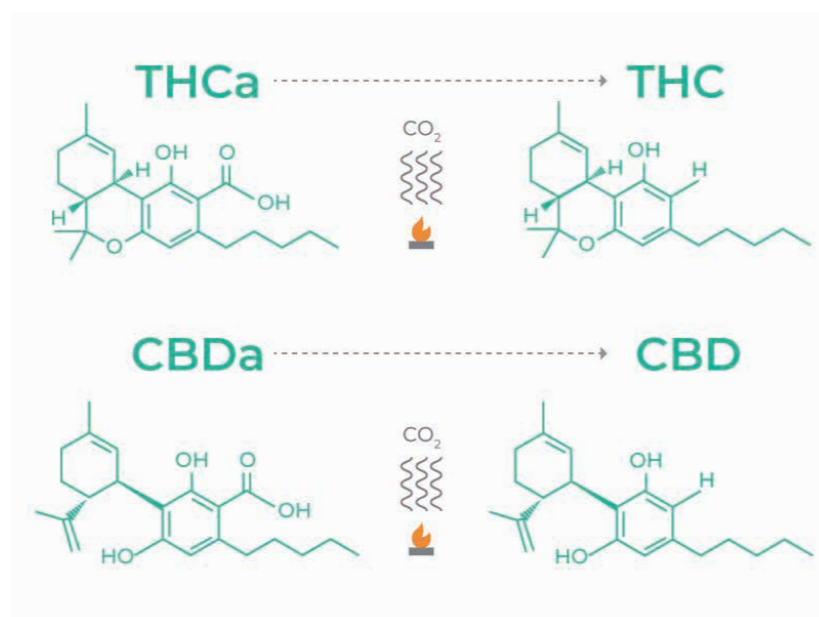
ACTIVATE

With certain botanical ingredients, properties of the herb can be activated with exposure to higher heat before infusing. This changes the molecular structure and elevates natural potency. Take care to use this setting with botanicals only (and never with oil or butter in your reservoir), or you'll compromise your special ingredients.

Science rules!

This process transforms the construction of the molecule. Knowing this, you can control the potency of your infusions or create different effects using the ACTIVATE cycle.

Check online for more information on botanical activation.



INFUSE

Infusion is a process that uses botanicals (typically dried herbs, flowers or berries) that are volatile and release their active ingredients readily in water, oil, or alcohol. In this process, a liquid is typically boiled (or brought to another appropriate temperature) and poured over the herb. After the herb has been allowed to steep in the liquid for an appropriate period of time, it is removed (possibly by straining) leaving an infusion.

Botanicals

▶ Low & Slow

When in doubt, infuse at lower temperatures. This will ensure all the wholesome goodness (flavors, aromas, nutrition) of your ingredients remain intact.

▶ Coarse Grind

The coarsely ground herbs is better for the pure solvent than finely ground, which prevent unwanted particles in your infusions and final creations.

▶ Less Moisture

The moister the herb, the shorter the shelf life of your infusion. Consider using the ACTIVATE cycle before infusing to keep your infusion fresher, for longer (and always store finished infusions in a cool, dark place).

TH01 HIGHLIGHTS



SUS304 Stainless steel Filter

The SUS304 stainless steel filter with a pore size of 0.3 mm can fully filter the residue to make the solvent more pure. Squeeze out the oil from the Oiled herb with tools.



Silicone Stir Bar

Adopt Heat Tech™ technology, more uniform Temp., To dissolve the active ingredients of herbs into solvent fuller during the Infuse process.

The detachable silicone stirring rod is more convenient to use and easy to clean.



Steam Hole

TH01 is equipped with the standardized vent to remove the generated water vapor and CO₂ during the decarb and infuse process, which is unique and more professional.

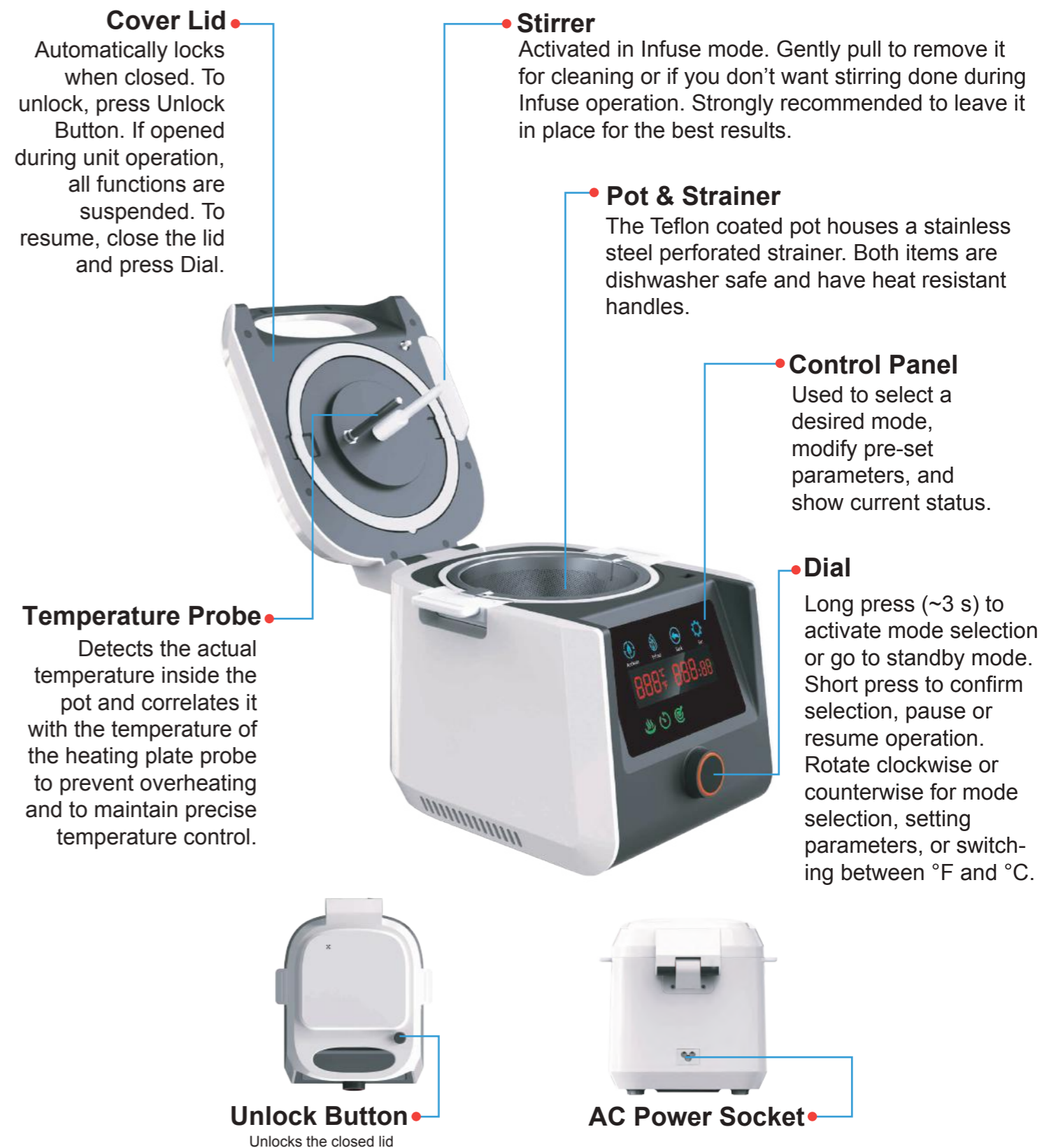


Safe Flip Cover Design

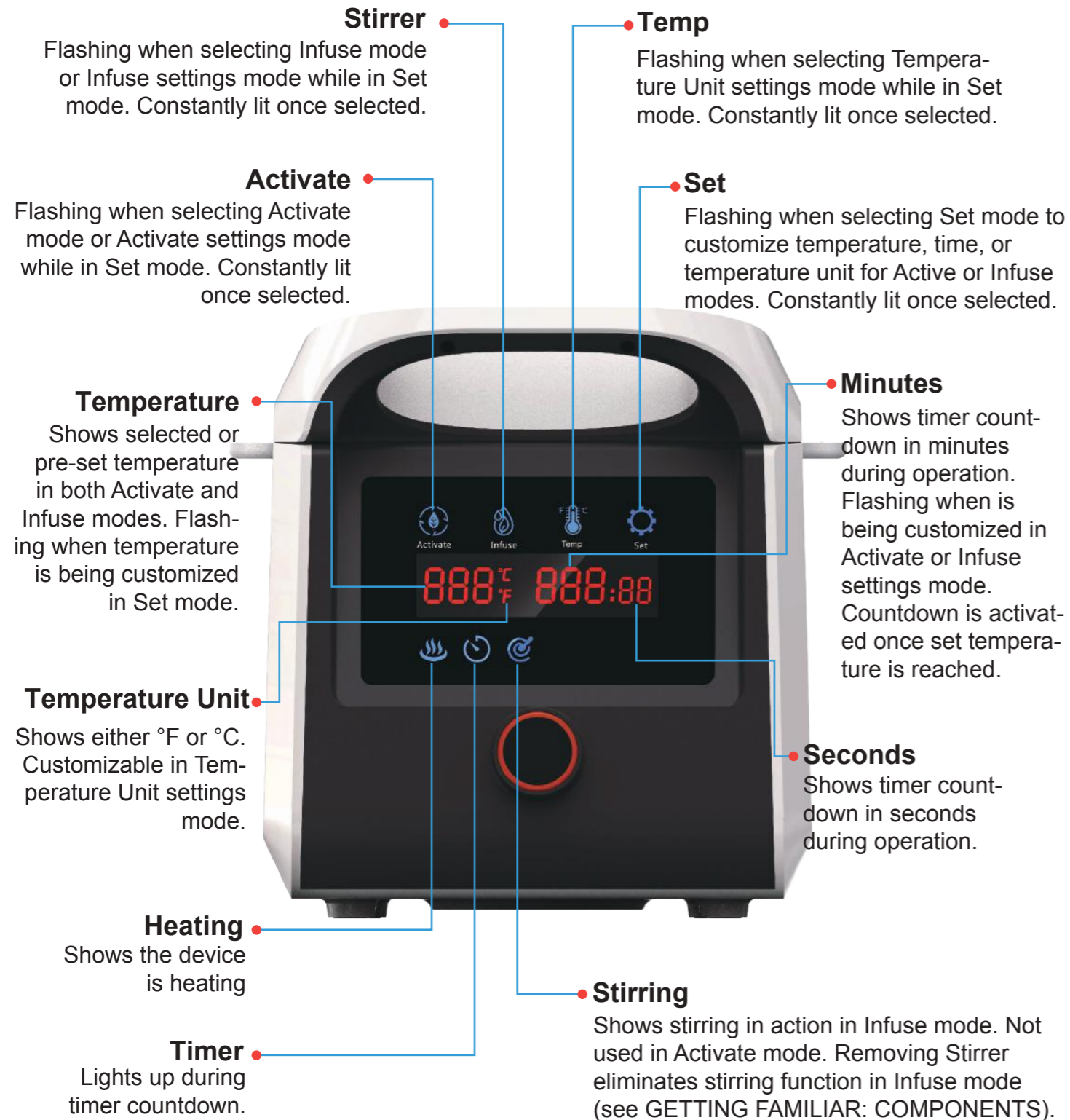
The flip cover is equipped with an anti-descent device, which could be opened and closed slowly to eliminate the risk of pinching hands.

Open the flip cover, the infuser stop working immediately, be safer.

COMPONENTS



INDICATORS



SETTING CONTROL PANEL

Mode Selection



Fig.1



Fig.2



Fig.3

1. Power on, the infuser is in standby mode and reads out "OFF"(Fig.1). Long press the Dial for 3s to unlock.
2. Rotate the Dial to switch mode--Activate (Fig.2) or Infuse (Fig.3); indicator flashing, press the Dial to confirm the mode. If no mode is selected for 3 minutes, the infuser returns to standby mode.



Fig.4



Fig.5

3. In Activating, when setting-temp. is reached, the infuser starts the timer(Fig.4), press the Dial to Pause or Restore Activate Mode(Fig.5). The timer stops, the infuser returns to standby mode and reads out "OFF"(Fig.1).



Fig.6



Fig.7



Fig.8

- In Infusing, when setting-temp. is reached, the infuser starts the timer (Fig.6), press the Dial to Pause or Restore Infuse Mode(Fig.7). The timer stops, the infuser returns to standby mode and reads out "OFF"(Fig.1).
- How to cancel Activating or Infusing when the infuser works?
Long press the Dial for 3s, Activating or Infusing is canceled, the infuser returns to standby mode and reads out "OFF" (Fig.8).

SET: ACTIVE & INFUSE SETTINGS



Fig.9



Fig.10



Fig.11

- Long press the Dial for 3s to unlock, rotate the Dial, SET indicator flashing(Fig.9), press the Dial to confirm and into the SET interface, then rotate the Dial to set Activate parameter, Infuse parameter, or °C/°F.
- Activate indicator flashing and Set indicator lights up(Fig.10), press the Dial to confirm, then set the desired Temp., press the button again to set the desired Time., Finally, press the Dial to finish.
- Infuse indicator flashing and Set indicator lights up(Fig.11), press the Dial to confirm, then set the desired Temp., press the Dial again to set the desired Time., Finally, press the Dial to finish.



Fig.12



Fig.13



Fig.14

- Temp. indicator flashing and Set indicator lights up(Fig.12), press the Dial to confirm, then Choose °C or °F mode (Fig.13) by rotating the Dial, then press the Dial to finish.
- All settings completed, rotate the Dial, SET indicator flashing(Fig.14), press the Dial to return to Mode Selection.

ACCESSORIES



Oil Spray

- Model#:OS
 - Material:food-grade glass & safety-grade plastic
 - Size:150ml etc.
- Highlights:**
- Best Kitchen Assitant
 - Multi-Function
 - Protable Cary
 - Easy Use
 - Transparent design

Herb Cutter



- Model#:HC
- Material:food-grade 430 stainless steel & safe PP protection cover
- Size:12.3x6.9cm etc.

Highlights:

- 9-hole design
- Edge blade
- Safe protection cover
- sturdy made, 2mm thick stainless steel

Silicone Fold Funnel



- Item Name:Silicone fold funnel
- Model#:SF
- Material:food-grade silicone&BPA free
- Size:8.6×10.5cm etc.

Highlights:

- Collapsible Foldable can Save your Kitchenspace
- Smooth One-Piece Construction
- Easy to Use&Clean by dishwasher safe

Dropper



- Model #:DR
- Material: food-grade silicone&plastic
- Size:5ml etc.

Highlights:

- Non-toxic, odorless, safe and environmentally friendly
- Washable and reusable
- Easy to Use&Clean by dishwasher safe

Silicone Mold



- Model #:SM
- Material:food-grade silicone
- Size:21.8x10.3cm etc.

Highlights:

- Durable, anti-broken, flexible, collapsible, long service time.
- Heat resistance
- Easy to Use&Clean by dishwasher safe

Infused Olive Oil, Coconut Oil, Avocado Oil



Infuse the healthy essence of herbs into edible oils such as coconut oil, olive oil, avocado oil, and grape seed oil.

Herb Butter



Make your own compound herb butter at home to add to any recipe that requires butter.

Flavored Candy



Refreshing & fun to make. Customize with different botanical infusions & molds of varying shapes & sizes.

Homemade lotions, ointments and topicals



Emulsion ingredients such as cocoa butter, beeswax and essential oils are directly added to Machine to make natural skin care products at home.