
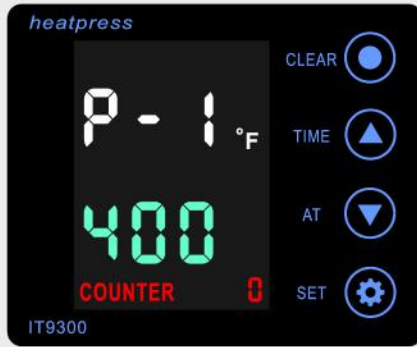


NEW

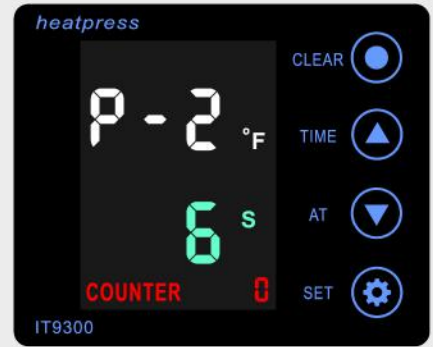
CONTROLLER PROGRAM



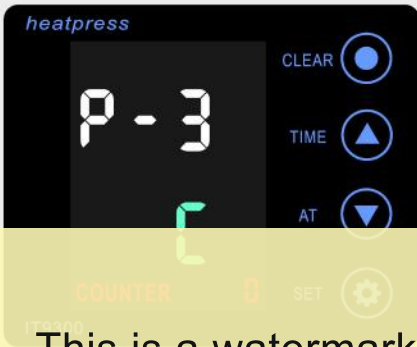
Control Panel Window



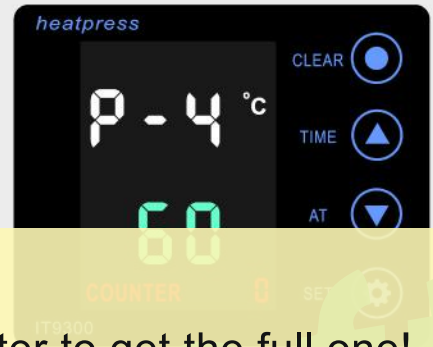
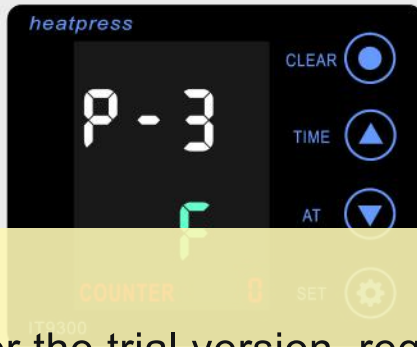
P-1: Temp. Setting Mode. Touch SET & ▲▼ keys to set desired temp



P-2: Time Setting Mode. Touch SET & ▲▼ keys to set desired time



P-3: Touch SET & ▲ or ▼, Choose °C or °F.



P-4: Auto-off Mode. Touch SET & ▲▼ key to set auto-off time with 0-120 min range (Auto-off disabled)

This is a watermark for the trial version, register to get the full one!

Benefits for registered users:

- 1.No watermark on the output documents.
- 2.Can operate scanned PDF files via OCR.
- 3.No page quantity limitations for converted PDF files.

[Remove Watermark Now](#)



Heat press enters into power off mode if machine is kept quietly for set time and without any operation



User can wake up heat press and start heating by touching any key

WHAT DOES AUTO POWER-OFF DO?



ENERGY SAVING



SAFETY ASSURED